

MODELING AND ANALYSIS OF PERFORMANCE QUALITY INDICATORS OF SINGLE-SERVER SINGLE-CHANNEL MULTI-NODE COMPUTER NETWORKS PROVIDING QUEUE SERVICING WITH FIRST AND SECOND PRIORITY.

Z. N.HUSEYNOV¹, R.U.ORUDJOVA², E.M.ORUDJOVA³, N.D.BAYRAMOVA⁴, R.V.PASHAYEVA⁵

Department of Information Technology, Azerbaijan State Agricultural University, AZ200, 450 Ataturk Ave., Ganja, Azerbaijan

2.Associate Professor at the Department of Physics and Mathematics, Azerbaijan State Agricultural University.

3.Assistant at the Department of Information Technologies, Azerbaijan State Agricultural University.

4. Assistant in the Department of Physics and Mathematics, Azerbaijan State Agricultural University.

5. Assistant in the Department of Physics and Mathematics, Azerbaijan State Agricultural University.

Annotation

This article presents the efficiency of nodes in computer networks with limited queues and absolute priority, serving incoming packet streams.

Analysis of a single-channel multi-node network with a limited queue and absolute priority shows that the quality of service for requests in such networks heavily depends on the load of individual priorities.

The provided numerical calculations and proposed graphical dependencies make it possible to determine the required quality of operation of a specific computer network with a given number of nodes, the number of waiting places in specific nodes, and the values of first and second priority loads.

A mathematical model of a single-channel multi-node computer network with a limited queue and absolute priority has been proposed, which makes it possible to determine the quality of functioning of such a network, depending on the number of waiting places in individual nodes and the loads of individual priorities.

To ensure the required level of quality of service for requests, it is necessary to increase the number of waiting areas on individual network nodes. Analysis of a single-channel multi-node network with a limited queue and absolute priority shows that the quality of service for requests in such networks heavily depends on the load of individual priorities.

Keywords: service, computer network, calculation, load, number, waiting places, priority, mathematical models.

Materials and methods

In this article, the development of an analytical model and the determination of quality characteristics of the functioning of computer networks with priority service, aimed at improving their efficiency and service quality, are presented. The solution to data exchange problems in computer networks can be obtained using mathematical models based on queueing theory. The article discusses the analysis and modeling of queueing systems.

Let's consider a single-channel queueing system (SQS) with k waiting places. Two streams of requests with intensities λ_1 and λ_2 , respectively, enter the system. The arrival frequency of the streams follows a Poisson distribution. The service time distribution functions for the first and second priority requests are exponential [2];[3]. In this case, the intensity of the incoming load for the first and second priorities will be equal to ρ_1 and ρ_2 , respectively. The first stream has absolute priority over the second stream.

For streams with equal priority, the FIFO (First in First Out) dispatching discipline is applied. The service of the stream is not interrupted. The streams are not discarded from the queue. At the same time, the parameters and characteristics for the queue to a single server are defined as:

$$\lambda = \lambda_1 + \lambda_2; \quad (1)$$

$$\rho_1 = \lambda T_{s1}; \quad \rho_2 = \lambda T_{s2}; \quad \rho = \rho_1 + \rho_2; \quad (2)$$

$$T_s = \frac{\lambda_1}{\lambda} T_{s1} + \frac{\lambda_2}{\lambda} T_{s2}; \quad (3)$$

$$T_r = \frac{\lambda_1}{\lambda} T_{r1} + \frac{\lambda_2}{\lambda} T_{r2}, \quad (4)$$

where λ - the intensity of the incoming request flow, that is, the average number of incoming requests per second;

T_s - average handling time for each request;

ρ - intensity of incoming total load.

T_r - average time a request spends in the system.

Below are the formulas for the case when the service time is exponentially distributed [1-7]:

$$W_1 = \frac{\rho_1(\rho_1 T_{s1} + \rho_2 T_{s2})}{T_{s1}(1-\rho_1)}; \quad (5)$$

$$W_2 = W_1 \frac{\lambda_2}{\lambda_1 [1 - (\rho_1 + \rho_2)]}; \quad (6)$$

$$T_{r1} = T_{s1} + \frac{\rho_1 T_{s1} + \rho_2 T_{s2}}{1 + \rho_1}; \quad (7)$$

$$T_{r2} = T_{s2} + \frac{T_{r1} - T_{s1}}{1 - (\rho_1 + \rho_2)}, \quad (8)$$

where -- W_1 - the average number of first-priority requests waiting for service;

W_2 - the average number of second-priority requests awaiting service;

T_{r1} - average time that a first-priority request spends in the system;

T_{r2} - average time that a second-priority request spends in the system.

Taking into account the general formulas presented, formulas (6) and (8) can be represented in the following form:

$$W_2 = W_1 \frac{\rho_2 T_{s1}}{\rho_1 T_{s2} [1 - (\rho_1 + \rho_2)]}; \quad (9)$$

$$T_{r2} = T_{s2} + \frac{T_{r1} - T_{s1}}{1 - (\rho_1 + \rho_2)}. \quad (10)$$

Calculations based on the obtained formulas were performed for various values of first and second priority loads. It is assumed that the average service time for a first priority packet is $T_{s1} = 0,01$ seconds.

The average service time for the second priority packet is $T_{s2} = 10.T_{s1} = 0,1$ sec. For obtaining numerical calculations and constructing graphs, the program **Excel 2019** was used.

In Fig. 1, the dependence of the average delivery time of first-priority requests (T_{r1}) on the loads of the first priority (ρ_1) for certain values of the loads of the second priority (ρ_2) is presented. In Fig. 1, the dependence of the average delivery time of second-priority requests (T_{r2}) on the loads of first-priority requests (ρ_1) for certain values of second-priority loads (ρ_2) is shown.

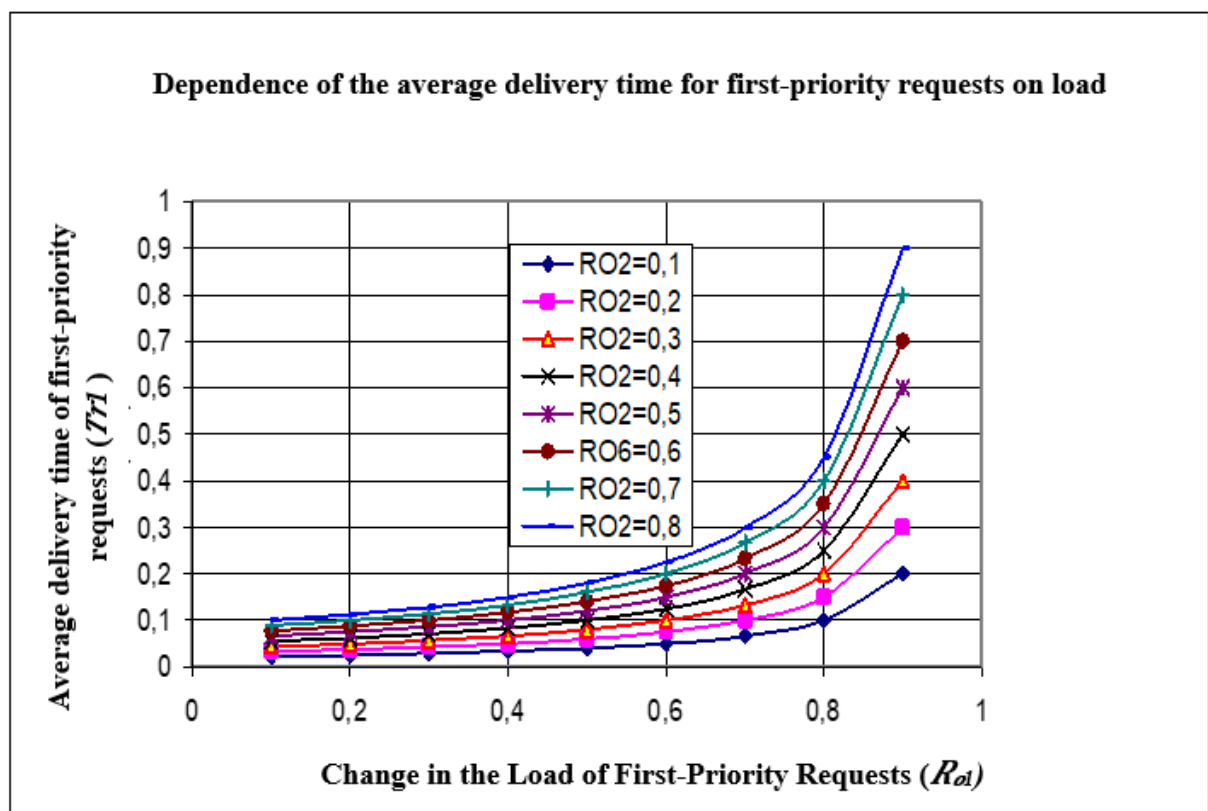


Fig. 1. Dependence of the average delivery time of first-priority requests (T_{r1}) on the loads of the first priority (ρ_1) for specific values of the loads of the second priority (ρ_2)

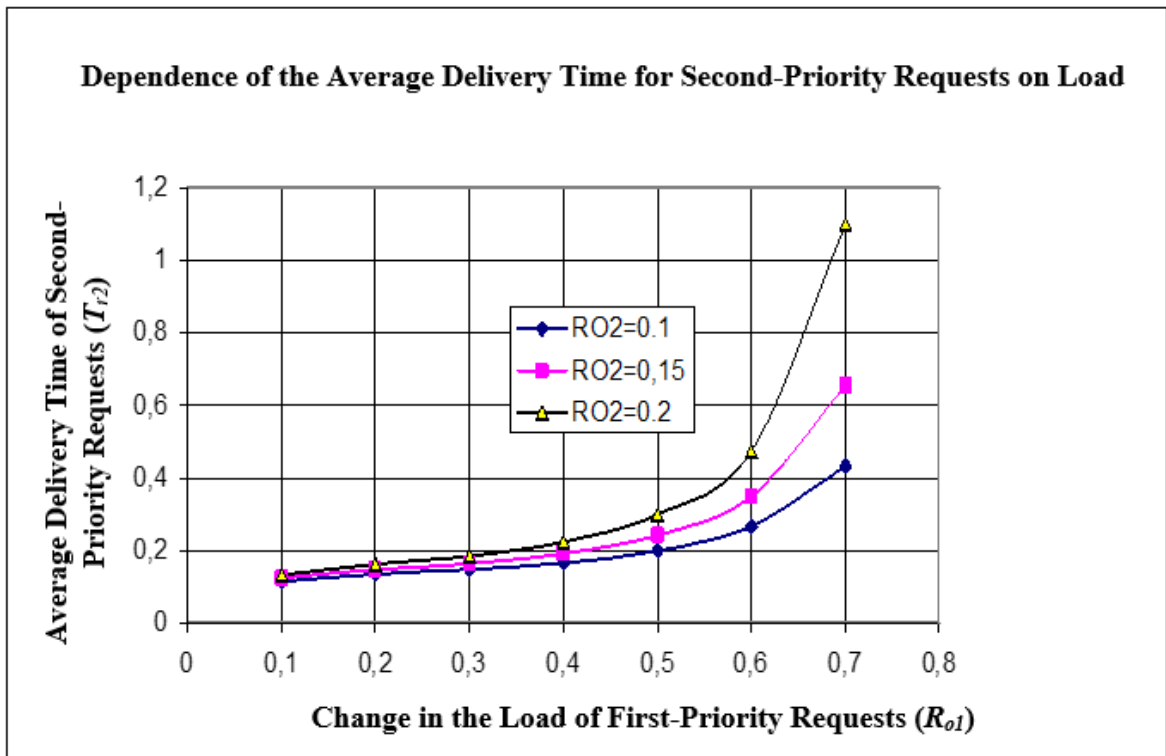


Fig. 2. Dependence of the average delivery time of second-priority requests (T_{r2}) on the loads of first-priority requests (ρ_1) for specific values of second-priority loads (ρ_2)

The analyses show that the servicing of high-priority packets is performed significantly faster than that of low-priority packets. The analyses of Figures 1 and 2 indicate that as the load values of the first priority increase, the average delivery time of requests for both the first and second priorities sharply rises.

For example, for values $\rho_2=0,8$ and $\rho_1=0,8$, the average delivery time for the first priority is $T_{r1}=0.45$ seconds, while for $\rho_1=0,7$ and the load values of the second priority $\rho_2 = 0.2$, the average delivery time for the second priority $T_{r2}=1,1$ сек. Is

Results and analyzes

Let's consider the functioning of a single-channel, single-node telecommunication network with a limited queue and absolute priority. The intensity of incoming traffic for the first and second priorities is equal to ρ_1 and ρ_2 , respectively, with stream number 1 having absolute priority over stream number 2.

Using [2] for a single-channel and single-node computer network with a limited queue and absolute priority, the following dependencies characterizing the network's functioning have been obtained:

The probability of rejection for first-priority requests due to queue service constraints:

$$P_{01} = \rho_1^{k+1} \left[1 + \rho_1 \left(1 + \sum_{i=1}^k \rho_1^i \right) \right]^{-1}, \tag{11}$$

where ρ_1 — is the first priority load;

k – number of waiting spots:

The probability of service denial for second-priority requests is equal to the probability that there are already k first and/or second-priority requests in the queue:

$$P_{02} = (\rho_1 + \rho_2)^{k+1} \left[1 + (\rho_1 + \rho_2) \left(1 + \sum_{i=1}^k (\rho_1 + \rho_2)^i \right) \right]^{-1}, \quad (12)$$

where ρ_2 – is the second-priority load.

Table 1.

The probability of rejections for first-priority requests in a single-channel single-node system (N=1) with a varying number of waiting places (k=2-26)

ρ_1	k=2	k=4	k=6	k=8	k=10	k=14	k=18	k=22	k=26
0,1	0,0009	9,00E-06	9,00E-08	9,00E-10	9,00E-12	9,00E-16	9,00E-20	9,00E-24	9,00E-28
0,2	0,0064	0,000256	1,02E-05	4,10E-07	1,64E-08	2,62E-11	4,19E-14	6,71E-17	1,07E-19
0,3	0,0191	0,001702	0,00015	1,38E-05	1,24E-06	1,00E-08	8,14E-11	6,59E-13	5,34E-15
0,4	0,0394	0,006169	0,00098	0,00016	2,52E-05	6,44E-07	1,65E-08	4,22E-10	1,08E-11
0,5	0,0667	0,015873	0,00392	0,00098	0,000244	1,53E-05	9,54E-07	5,96E-08	3,73E-09
0,6	0,0993	0,032626	0,01139	0,00406	0,001454	0,000188	2,44E-05	3,16E-06	4,09E-07
0,7	0,1354	0,057144	0,02622	0,01246	0,006015	0,001429	0,00034	8,21E-05	1,97E-05
0,8	0,1734	0,088819	0,0504	0,03007	0,018448	0,007241	0,00292	0,00119	0,00048
0,9	0,212	0,126023	0,08398	0,05948	0,043732	0,025272	0,01538	0,00963	0,00614
1	0,25	0,166667	0,125	0,1	0,083333	0,0625	0,05	0,04167	0,03571

Table 2.

The probability of failures for first-priority requests in a single-channel multi-node system (N=2) with a varying number waiting areas (k=2-26)

ρ_1	k=2	k=4	k=6	k=8	k=10	k=14	k=18	k=22	k=26
0,1	0,0018	1,80E-05	1,80E-07	1,80E-09	1,80E-11	1,80E-15	1,80E-19	1,80E-23	1,80E-27
0,2	0,0128	0,000512	2,05E-05	8,19E-07	3,28E-08	5,24E-11	8,39E-14	1,34E-16	2,15E-19
0,3	0,0381	0,003404	3,06E-04	2,76E-05	2,48E-06	2,01E-08	1,63E-10	1,32E-12	1,07E-14
0,4	0,0788	0,012339	1,97E-03	3,15E-04	5,03E-05	1,29E-06	3,30E-08	8,44E-10	2,16E-11
0,5	0,1333	0,031746	7,84E-03	1,96E-03	4,88E-04	3,05E-05	1,91E-06	1,19E-07	7,45E-09
0,6	0,1985	0,065252	2,28E-02	8,11E-03	2,91E-03	3,76E-04	4,88E-05	6,32E-06	8,19E-07
0,7	0,2708	0,114288	5,24E-02	2,49E-02	1,20E-02	2,86E-03	0,00068	1,64E-04	3,94E-05
0,8	0,3469	0,177639	1,01E-01	6,01E-02	3,69E-02	1,45E-02	0,00583	0,00237	0,00097
0,9	0,424	0,252045	1,68E-01	1,19E-01	8,75E-02	5,05E-02	0,03076	0,01926	0,01227
1	0,5	0,333333	2,50E-01	2,00E-01	1,67E-01	1,25E-01	0,1	0,08333	0,07143

Table 3.

The probability of failures for first-priority requests in a single-channel multi-node system (N=3) with varying numbers waiting areas (k=2-26)

ρ_1	k=2	k=4	k=6	k=8	k=10	k=14	k=18	k=22	k=26
0,1	0,003	2,70E-05	2,70E-07	2,70E-09	2,70E-11	2,70E-15	2,70E-19	2,70E-23	2,70E-27
0,2	0,019	0,000768	3,07E-05	1,23E-06	4,92E-08	7,86E-11	1,26E-13	2,01E-16	3,22E-19
0,3	0,057	0,005107	0,00046	4,13E-05	3,72E-06	3,01E-08	2,44E-10	1,98E-12	1,60E-14
0,4	0,118	0,018508	0,00295	0,00047	7,55E-05	1,93E-06	4,95E-08	1,27E-09	3,24E-11
0,5	0,2	0,047619	0,01176	0,00293	0,00073	4,58E-05	2,86E-06	1,79E-07	1,12E-08
0,6	0,298	0,097879	0,03417	0,01217	0,00436	0,000564	7,31E-05	9,48E-06	1,23E-06
0,7	0,406	0,171432	0,07865	0,03737	0,01805	0,004287	0,00103	2,46E-04	5,91E-05
0,8	0,52	0,266458	0,1512	0,09022	0,05534	0,021722	0,00875	0,00356	0,00145
0,9	0,636	0,378068	0,25194	0,17845	0,1312	0,075816	0,04613	0,02889	0,01841
1	0,75	0,5	0,375	0,3	0,25	0,1875	0,15	0,125	0,10714

In Fig. 3, the dependencies of the probability of service failures for first-priority requests (P_{01}) at different numbers of waiting spots (k) are presented.

Table 1 presents the results of calculations of service denial probabilities for first-priority requests in a single-channel and single-node network (N=1) with varying numbers of waiting places (k=2-26).

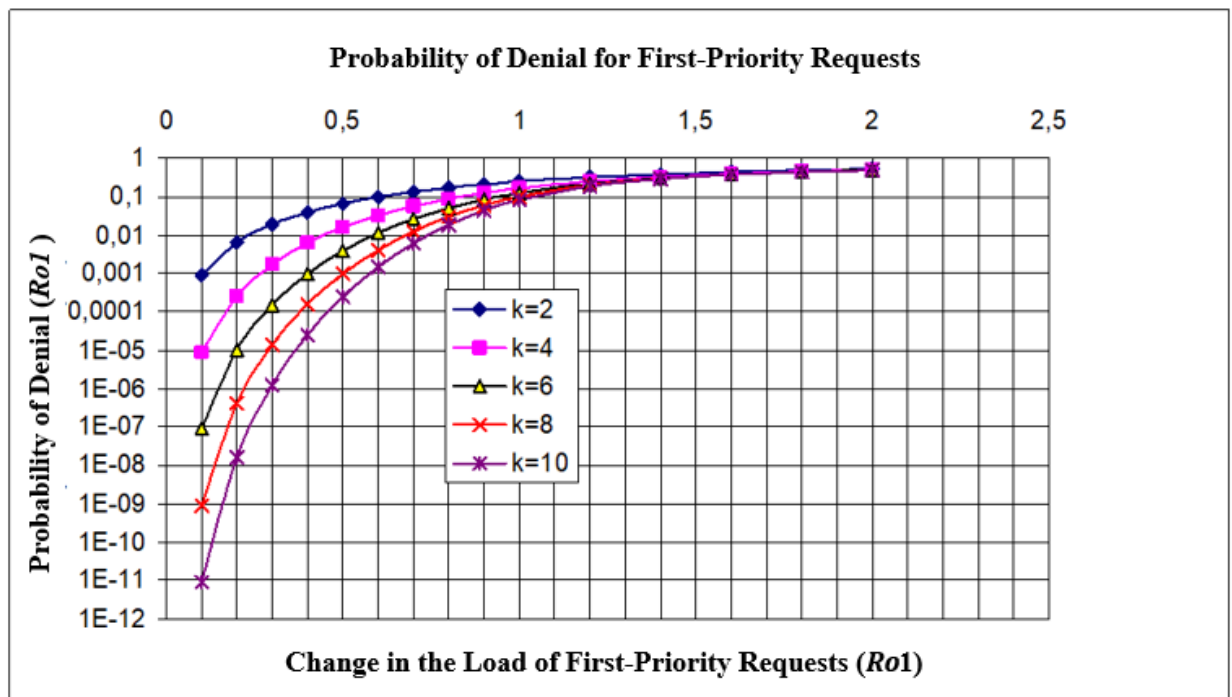


Fig. 3. Dependence of the probability of service failures for first-priority requests on first-priority loads (ρ_1) for specific values of second-priority loads (ρ_2)

From Fig. 3, it can be seen that in a single-channel single-priority network, the impact of increasing the number of waiting places (k) on the probability of failures is significant at low load values (ρ_1) and becomes negligible at $\rho_1 > 0.8$.

For example, under load $\rho_1 = 0.4$ and $k=2$, the probability of failure $P_{01} = 0.05$, and under load $\rho_1 = 0.4$ and $k=6$, the probability of failure $P_{01} = 0.00001$. Under load $\rho_1 = 0.8$, under $k=2$ the probability of failure $P_{01} = 0.1$, under $k=6$ the probability of failure $P_{01} = 0.03$.

Figure 4 shows the results of calculations of the probability of service refusals for second-priority requests (P_{02}) with different numbers of waiting places (k) and second-priority loads ($\rho_2 = 0.8$).

In Table 2 and Table 3, the results of the calculations of the blocking probabilities for second-priority requests in a single-channel, single-node network ($N=1$) with varying numbers of waiting places ($k=2-26$) and second-priority loads are presented.

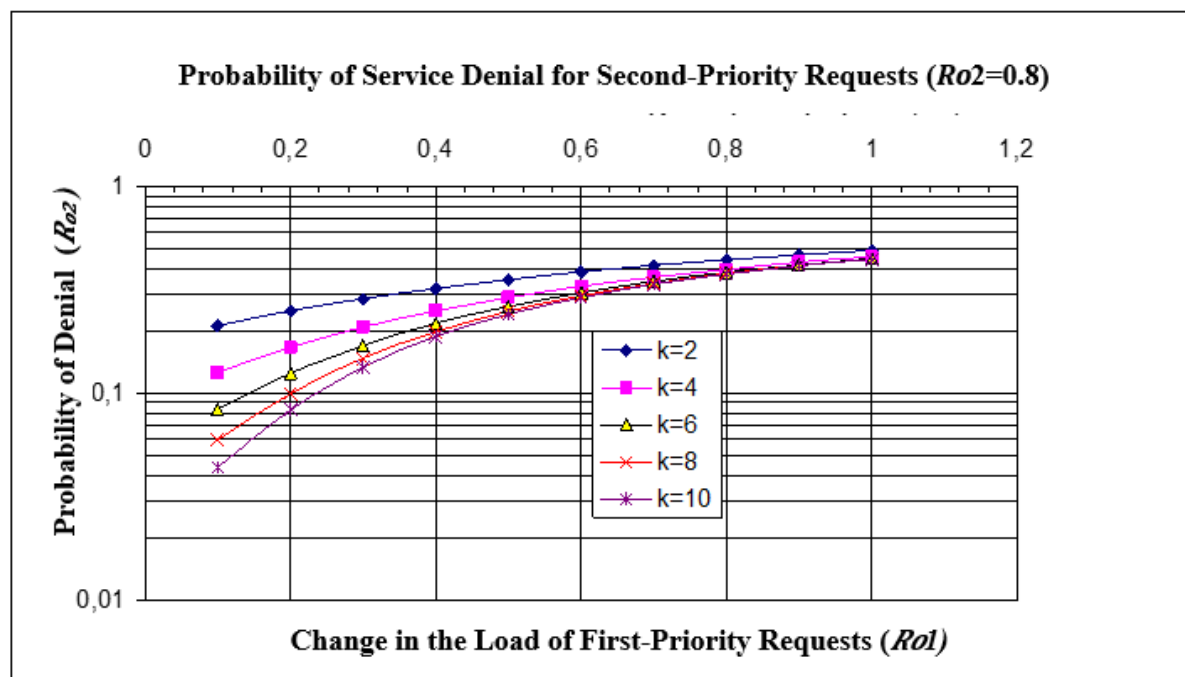


Fig. 4. Dependence of the probability of service failures for second-priority requests on first-priority loads (ρ_1) for a given value of second-priority load ($\rho_2 = 0.8$)

From Fig. 4, it can be seen that in a single-channel network with two-priority servicing, to ensure the required failure probability, the load of the second priority (ρ_2) must be reduced with an increase in ρ_2 , while the load of the first priority (ρ_1) must be decreased. For example, with $\rho_2 = 0.8$; $\rho_1 = 0.2$ and $k=10$, the probability of failure for the second priority is $P_{02} = 0.08$. In a single-channel network, with the overall load of the first and second priorities ($\rho_1 + \rho_2 > 1$), it is impossible to ensure the required failure probability by increasing the number of waiting places (k), therefore the need arises to create a multi-channel network.

Conclusion

- The proposed mathematical models allow for determining the dependencies of the average delivery time of first-priority (second-priority) requests on the loads of the first and second priorities. As the values of the first-priority loads increase, the average delivery time of first-priority and second-priority requests sharply rises.
- In a single-channel non-priority network with a limited queue, the impact of increasing the number of waiting places (k) on the probability of failures is negligible at low loads; however, as the load increases with the same number of waiting places, the probability of failure rises sharply.
- In single-channel multi-node networks with limited queues, under the same load conditions, as the number of nodes increases, the quality of service for requests significantly deteriorates. To ensure the desired level of service quality for requests, it is necessary to increase the number of waiting places at individual nodes in the network.
- A mathematical model of a single-channel multi-node computer network with a limited queue and absolute priority has been proposed, which allows determining the quality of functioning of such a network, depending on the number of waiting places in individual nodes and the loads of individual priorities.
- The analysis of a single-channel multi-node network with a limited queue and absolute priority shows that the quality of service for requests in such networks heavily depends on the load of individual priorities. The provided numerical calculations and proposed graphical dependencies make it possible to determine the required quality of operation for a specific computer network with a given number of nodes, the number of waiting places in specific nodes, and the load values of the first and second priorities.

Discussion

Discussing the results and comparing them with the findings of other researchers plays an undeniable role in advancing scientific knowledge and understanding of complex issues of communication network performance. Analysing the data obtained in the previous sections and comparing them with the conclusions of other researchers, it is possible to identify common patterns, key differences, and additional aspects of this problem.

The research problem lies in the search for optimal solutions to ensure the efficient operation of communication networks under various load and traffic conditions. The growth in the number of users, the active use of online services and other factors create a load on network resources and can lead to a decrease in the quality and speed of service to network users.

The study by A. Tanenbaum and D. Wetherall explored the impact of load growth on the performance of communication networks [1]. They analysed various aspects, including bandwidth and latency, and drew conclusions about effective methods of optimising networks to ensure stable performance. The details of the use of real network loads in different applications were not sufficiently disclosed.

Huseynov Z.N, Mammadov M.I., Ismayilov T.A. Modeling and analysis of the characteristics of multichannel and multi-node computer networks with priority service. Investigated methods for increasing network bandwidth by optimising resources at different network levels, but did not sufficiently examine the impact of different types of data on the optimisation results [2].

The main purpose of the study of the document authored by Z. Huseynov*, T. Ismayılov, S. Babayeva, S. Baratzade, N. Baratzade et al. [3] The subject of the study is analytical models and methods for calculating the quality indicators of the functioning of computer networks with priority services. Mathematical methods of the theory of queuing systems provide the ability to solve numerous problems of calculating the characteristics of the quality of functioning of various components of computer networks. The resulting tables and functional dependencies make it possible to design a computer network operating with the required quality indicators.

Previous research in this industry has already discovered some aspects and approaches to solving communication network performance problems. For example, L. Peterson and B. Davie investigated the effect of routing protocols on network performance, showing that some protocols may be more efficient in large networks, and some may interfere with the fast operation of the network [4]. Insufficient attention was paid to the issue of the impact of changing conditions within the network on the effectiveness of different network protocols.

The main research point of the paper authored by Z. Huseynov [5] is modeling and analysing the features of computer networks with prioritized services, analyzed indicators modeling and optimization of a computer corporate network with priority service "Elections". The urgency of designing corporate computer networks and providing quality of service (QoS - Quality of Service) is based on the fact that the work was carried out in accordance with the design plan of the State Automated Information System "Elections" and the application new equipment and technology. The purpose of the work: development of methods for calculating the probability denial of the flood inquiries in corporate computer networks and the probability of timely delivery preparation proposals on the selection and effective use telecommunications equipment when creating corporate computer networks development methods for optimizing the parameters of telecommunication nodes operating with different service systems. Using analytical models of a computer corporate communication network, the probabilities loss and timely delivery of requests are determined. The work of the corporate communication network "Elections" of the Republic of Azerbaijan has been studied.

"Queueing Theory Fundamentals" Gross, D., and Harris [6] , presents the statistical principles and processes used in analyzing the probabilistic nature of queues. Instead of focusing narrowly on a specific application area, the authors illustrate the theory in practice across a wide range of fields, from computer science and various engineering disciplines to business and operations research. It is important to note that the text also offers a numerical approach to understanding and evaluation using queuing theory and provides comprehensive coverage of both simple and complex queuing models.

The paper by Fuente Maria Jose Pardo, David de la Fuente. Optimizing a priority-discipline queueing model using fuzzy set theory. Investigates the possibilities of improving the performance of communication networks by optimising routing [7].

R. Ghimire and R. Noor [8] present two approaches to the study – quantitative and qualitative. The quantitative approach is aimed at analysing the results obtained as a result of experiments, surveys, or simulations, while the qualitative approach is aimed at obtaining a deeper understanding of the problem. The researchers also note the importance of studying the literature to understand the main problems in the field of research. The study of literature is indeed an important stage of research, and the use of both quantitative and qualitative approaches can be useful to get a complete picture of the problem. The researcher analyses the problem and considers the available resources using a qualitative approach. In conclusion, the author suggests

further work on the application of the proposed RED algorithm in real time to compare the simulation results with real data. Thus, a comprehensive approach to the investigation of the problem, using both qualitative and quantitative methods, is presented, and the importance of studying the literature to understand the main problems in the field of research is emphasised. The study considers the effectiveness of quality of service (QoS), which is also the basis of this paper. O. Bonaventure [9] provided a comprehensive insight into the principles, protocols, and practices of computer networks. The book is intended for students who want to learn about computer networks, and covers all the material for the first semester course on network technologies for undergraduate or postgraduate students. The author discusses changes in the approach to teaching computer networks in connection with the development of the Internet and the availability of a large amount of information. The researcher notes that today's students are experienced Internet users and can easily check the information received from teachers due to the availability of information on the Internet. The author also notes that there are many challenges for teachers related to teaching students in conditions of availability of a large amount of information. One of the interesting points is the mention that the authors of textbooks on computer networks have begun to revise their approach to learning, starting with the applications that students use, and then explaining the Internet protocols, removing one level after another. This kind of work is a general set of knowledge about the work of the Internet, which is suitable for study by both students and people of a higher technical level.

S. Prakash explored the possibility of using cloud technologies to optimise the performance of communication networks [10]. The researcher analysed the advantages and limitations of this approach and made recommendations for their implementation. The paper omitted the issue of the efficiency of cloud storage in conditions of using large amounts of data and a high level of load on them.

The document [11] authored by M. Kartashov is a mathematical reference book specialising in the section of probability theory. In particular, this source describes the Poisson distribution law, which simplifies the process of calculating the applied characteristics of the network induced in this work.

The paper by H. Khazei [12] describes a model for analysing the performance of data processing centres in cloud computing. The model is designed to analyse the performance of data processing centres with different requests and resources using interacting stochastic models. The document describes the main characteristics of the analytical model, such as the assumption of Poisson arrival of user requests, support for the high degree of virtualisation, consideration of various delays imposed by data processing centres on user requests, and the characterisation of service availability at the data processing centre. The researchers also discuss the importance of considering the maintenance time of virtual machine (VM) tasks on loaded PM, since the maintenance time of tasks increases with the increase in the total load on PM. They suggest using a probability distribution that allows adjusting the coefficient of variation (CoV) independently of the average value to take this factor into account. The author of this study agrees that the consideration of the maintenance time of tasks on busy PM is an important factor for evaluating the performance of cloud computing centres. However, for a more accurate performance assessment, other factors must also be considered, such as the use of different types of VM, network settings, etc. In general, the paper presents an interesting model for evaluating the performance of cloud computing centres, which can be useful for cloud service providers.

However, for a more accurate performance assessment, it is necessary to take into account other factors that may affect the performance of cloud computing centres.

The main purpose of the study by L. Yangyong [13] is the use of genetic algorithms to optimise the planning of the distribution network in order to reduce electricity losses. The paper explores how to intelligently optimise the plan by extracting relevant, analysing examples and experimental data, obtaining some data to simulate a real situation using sandbox modelling and genetic algorithm modelling. The thesis that a genetic algorithm can be an effective tool for optimising the planning of power distribution networks is quite interesting and innovative. For more accurate optimisation, it is necessary to take into account not only energy losses, but also other factors such as cost and environmental consequences. In addition, more sophisticated machine learning algorithms, such as neural networks, need to be used for more accurate results. In general, the authors' research is interesting and important in the context of optimising power distribution networks. However, for more accurate results, additional factors must be considered and more complex machine learning algorithms must be used. In the context of this study, the analysis of electrical networks can serve as a basis for monitoring the efficiency of computer networks, the principle of operation of which is similar.

The study by L. Limiao et al. [14] is devoted to optimising cost management for network services, namely, minimising costs and maximising network utility. The document also discusses the problems of energy consumption and data transmission in WBAN networks, and also offers a framework for capturing the stochastic process of energy saving. The researchers emphasised that energy management is an important issue in wireless sensor networks. Using the sleep/wake mode control algorithm can help to increase the operating time of devices and reduce power consumption. In addition, ensuring data integrity is critical to provide the correct operation of the system. This paper offers its own view on the use of electrical resources by networks, which can be applied, in particular, to computer networks.

The main research topic of the book by L. Kleinrock [15] is the creation of a mathematical theory of computer networks, which eventually led to the development of the Internet. The author discusses the key concepts that have made the Internet network technology so powerful, including on-demand access, large shared systems, and distributed management. The author also describes the nature of data transmission and the problems that had to be overcome in order to develop a convincing body of knowledge confirming the need for data transmission networks. Additionally, the author addresses the issue of optimal design of these networks, paying special attention to the choice of bandwidth of each channel, the choice of routing procedures, and topological design. The development of a mathematical model is indeed an important step in optimising the performance of computer networks, and in its course, it is necessary to consider all possible indicators, risks, and limitations. The research is also related to network performance optimisation, and therefore, the ideas presented by L. Kleinrock are interesting, in particular, for this study.

The paper by R. Lyer and L. Kleinrock [16] discusses the problem of ensuring the required quality of service in wireless sensor networks with all kinds of restrictions that may arise in such networks. Due to limited resources such as computing power, memory, bandwidth, and power supplies in sensor networks, providing quality of service in wireless sensor networks is a challenging task. The paper discusses the features of wireless sensor networks that pose problems for quality of service and provides an overview and comparative analysis of routing protocols focused on quality of service in wireless sensor networks. The document also discusses approaches to ensuring the quality of service in wireless sensor networks (WSN) using

middleware. At the conclusion of the document, some open problems and directions of future research for ensuring the quality of service in wireless sensor networks are indicated. It is possible to agree with the researchers that ensuring QoS in WSN is a difficult task due to limited resources and the dynamism of the network. However, the authors could consider in more detail the problems associated with data security in the WSN, since this is also an important aspect of QoS provision. In general, the paper is of interest to researchers working in the field of WSN and QoS. It can also be useful for developers who want to create applications using WSN.

The main purpose of the study by R. de Moraes and F. Vasques [17] is to propose and analyse solutions that allow implementing network management systems supported by networks with uncontrolled access, such as packet-switched networks. The paper discusses the assessment of different communication methodologies on the quality of service provided to a particular management application and the influence of communication parameters on management stability. The document also highlights the problems of implementing control systems in distributed, asynchronous network environments and constructing dependable systems from components that may lack reliability. The implementation of network-based management systems that do not require access control is an important task in the management of large-scale communication systems and network-based management systems. However, it is worth noting that some aspects, such as security and data protection in network-based management systems that do not require access control, have not been considered in this paper. Although these aspects are not considered in the context of this study, they are also important and should be taken into account when implementing such systems.

The paper authored by K. Rege [18] is devoted to the theory of multiclass queues and its application in the analysis of the performance of computer systems. The paper presents the outcomes of analytical investigations, along with instances illustrating the application of these findings in practical systems. Models of multiclass queues are described, which allow analysing computer systems with different types of resources and transactions. The paper also discusses the constraints and challenges linked to utilizing such models and suggests methods and approximations to solve them. The author of this study agrees that analytical queue models can be very useful for evaluating the performance of computer systems. However, these models have their limitations and approximate methods and simulations may be necessary to evaluate the performance of more complex systems.

The research carried out in this paper is also related to the analysis of the performance of computer systems, and, therefore, the paper provides valuable information for researchers in this field. Especially interesting is the example which illustrates how analytical results can be used together with approximate methods and simulations to evaluate the performance of complex systems.

Summing up, when analysing the results of this study and comparing them with the findings of other researchers, the importance of an integrated approach to analysing the performance of communication networks is emphasised. Single factors are not sufficient to fully understand the complex dynamics of networks. The conclusions of this study enrich and expand the existing knowledge in this field, providing a deeper understanding of the impact of different parameters on the effectiveness of communication networks. It is crucial to emphasize that the main focus of this study is on the hardware component of computer networks, which is not the only one affecting its speed and efficiency.

The main distinguished feature of modern telecommunication networks is the delivery of various types of information packets to the destination point on various routes. The main purpose of this study is to determine the dependence of packet loss on downloads and network resources. Mathematical models for calculating the probability of service failures in multichannel single node and multichannel multi node networks with a limited queue and absolute priority are proposed.

REFERENCES

- [1] Tanenbaum A., Wetherall D. (2011). Computer Networks, 5th edition. <https://csc-knu.github.io/sys-prog/books/Andrew%20S.%20Tanenbaum%20-%20Computer%20Networks.pdf>
- [2] Huseynov Z.N, Mammadov M.I., Ismayilov T.A. Modeling and analysis of the characteristics of multichannel and multi-node computer networks with priority service. *Informatyka Avtomatyka*. 3 0.06.2023 <http://doi.org/10.35784/iapgos.3394>
- [3] Z. Huseynov*, T. Ismayilov, S. Babayeva, S. Baratzade, N. Baratzade “Development of an Analytical model and Optimisation of computer networks with a queue priority to one server “*Journal of the Balkan Tribological Association, P. O. Box 249, 1113 Sofia, Bulgaria Vol. 30, No 5, 709–733 (2024) Interdisciplinary aspects of tribology.*
- [4] Peterson L., Davie B. (2019). Computer Networks: A Systems Approach. <https://github.com/SystemsApproach/book/releases>
- [5] Huseynov.Z.N. Development of the analytical model and method of optimization of the priority service corporate computer "elections" network .*Informatyka Avtomatyka*. Vol.15 №.2 90-93 (2025) 27.06.
- [6] [1] Gross, D., and Harris, C. *Fundamentals of Queueing Theory*. New York: Wiley. 5th edition in 2018
- [7] Maria Jose Pardo, David de la Fuente. (2007). Optimizing a priority-discipline queueing model using fuzzy set theory. <https://core.ac.uk/download/pdf/82513683.pdf>
- [8] Ghimire R., Noor M. (2010). Evaluation and Optimization of Quality of Service (QoS) in IP Based Networks. <https://www.diva-portal.org/smash/get/diva2:831235/FULLTEXT01.pda>
- [9] Bonaventure, Olivier. (2011). *Computer Networking : Principles, Protocols and Practice*. https://textbookequity.org/Textbooks/Computer-Networking-Principles-Bonaventure_f.pdf
- [10] Prakash S. (2018). A Literature Review of QoS with Load Balancing in Cloud Computing Environment. https://www.researchgate.net/publication/320213424_A_Literature_Review_of_QoS_with_Load_Balancing_in_Cloud_Computing_Environment
- [11] Kartashov M. V. *Probability, Processes, Statistics*. Kyiv : Kyiv University, 2007. — 504 p. https://probability.knu.ua/userfiles/kmv/VPS_Pv.pdf
- [12] Khazaei H. (2013). Performance Modeling of Cloud Computing Centers. <https://mspace.lib.umanitoba.ca/server/api/core/bitstreams/17ac2503-0b26-4c59-b8bd-edcb3844cddd/content>
- [13] Yangyong Liu (2021) Distribution Network Optimization Planning Based on Genetic Algorithms. *J. Phys.: Conf. Ser.* 1881. <https://iopscience.iop.org/article/10.1088/1742-6596/1881/3/032094/pdf>
- [14] Limiao Li, Junyao Long, Wei Zhou, Alireza Jolfaei, Mohammad Sayad (2022). Joint Optimization of Energy Consumption and Data Transmission in Smart Body Area Networks. <https://www.mdpi.com/1424-8220/22/22/9023>
- [15] L. Kleinrock, (2002) “Creating a Mathematical Theory of Computer Networks”, *INFORMS-Operations Research*, Jan-Feb 2002. PDF. https://www.researchgate.net/publication/220244226_Creating_a_Mathematical_Theory_of_Computer_Networks
e-mail: mexseti.orucova.67@gmail.com


- 521, Anchorage, Alaska, May 2003. PDF. <https://www.scirp.org/pdf/WSN2010110000862970559.pdf>
- [17] de Moraes R., Vasques F. (2004) A Quality-of-Service (QoS) based approach for the communication support in network-based control systems: an on-going project. <https://repositorio-aberto.up.pt/bitstream/10216/69389/2/66254.pdf>
- [18] Rege K. (1990) Multi-class queueing models for performance analysis of computer systems. <https://www.ias.ac.in/article/fulltext/sadh/015/04-05/0355-0363>

PhD Huseynov Zakir Nasib

e-mail: huseynov.z.n@mail.ru;
huseynov.z.n@gmail.com

Huseynov Zakir was born 02 July 1955. In 1980 graduated from Kirovabad State Pedagogical Institute after named H. Zardabi, Mathematic Faculty. By the decree of the President of the Republic of Azerbaijan dated 03.10.2006, he was awarded the honorary title "Honored Teacher of the Republic". In 2012 he defended his dissertation on "Research of performance indicators of priority service telecommunication networks" and received the degree of Doctor of Philosophy in Technique. From November 2020 he is the head of the Information Technologies department of Azerbaijan State Agricultural University.

ORCID ID: 0000-0003-3828-091X
Mob: +994 50 264 22 64



PhD Orucova Rəna Üzeyir

e-mail: rana.orucova.3663@adau.edu.az

Rəna Üzeyir qızı Orucova She was born on November 13, 1963, in the city of Ganja. In 1986, she graduated with honors from the Faculty of Mechanics and Mathematics of Azerbaijan State University. On April 24, 2012, he obtained the degree of Doctor of Philosophy (Ph.D.) in Mathematics, and on October 28, 2016 he was awarded the title of Associate Professor in Mathematics. Since 2016, he has been working as an associate professor in the Physics and Mathematics department at Azerbaijan State Agricultural University.

Mob: +994 50 554 36 63



Lecturer Orujova Elnara Maharram

e-mail: orucovaelnara@gmail.com

Orujova Elnara was born in 31 May 1980. In 2002 – Bachelor of Mathematics of Ganja State University, in 2004 – Master of Science of Informatics of Ganja State University, Faculty of Mathematics and Informatics. From 2014 she works at Information Technologies department of Azerbaijan State Agricultural University.

Mob: +994557247780



Lecturer Bayramova Nigar David

e-mail:nigar.bayramova50@gmail.com

She was born on December 28, 1977.

In 1999, she received a bachelor's degree from the Faculty of Mathematics and Computer Science at Ganja State University, and in 2001, a master's degree.

In 2001, she worked as an assistant in the Department of Mathematical Analysis at Ganja State University. Since 2023, she has been working as an assistant in the Department of Physics and Mathematics at the Azerbaijan State Agricultural University.

mob:+994514431926

**Lecturer Pashaev Ruhsara Vakhid**

e-mail:ruxsarepashayeva@gmail.com

Pashaieva Rukhsara was born on 16.07.1992.

In 2013, she completed her bachelor's degree in mathematics at Ganja State University, and in 2015 she obtained a master's degree.

From 2017 to 2018, she worked as an assistant in the Department of Mathematics at Azerbaijan Technological University.

Since 2020, she has been working as an assistant in the Department of Physics and Mathematics at the Azerbaijan State Agricultural University.

mob:+994559490792

